



**50**  
YEARS IN INDIA

# ONE EARTH ONE HOME

INSTRUCTION MANUAL





# WELCOME TO ONE EARTH ONE HOME MANUAL

ONE EARTH ONE HOME IS A PAN INDIA DIGITAL MOVEMENT  
TOWARDS GREENER HOMES & A SUSTAINABLE FUTURE



The One Earth One Home is an empowering model where the students will steer a change in their homes to adopt pro-conservation attitudes and sustainable practices.

It is aligned with multiple Sustainable Development goals (SDGs)





# TABLE OF CONTENTS

S NO.	DETAILS	PAGE NUMBER
1	The Model	4
2	The Journey	5
3	Pre-Survey of Students	6
4	<b>Step 1 - Seek and Find</b>	7
	Class 1-2	8
	Class 3,4 and 5	9
	Class 6,7 and 8	10
5	Report Back	11
6	<b>Step 2 - Look and Learn</b>	12
	Class 1-2	13
	Class 3,4 and 5	14
	Class 6,7 and 8	15
7	Report Back	16
8	<b>Step 3 - Discuss and Do</b>	17
	Class 1-2	18
	Class 3,4 and 5	19
	Class 6,7 and 8	20
9	Report Back	22
10	Pre-Survey of Students	23
11	Links to all resources	24





ONE EARTH ONE HOME  
**THE MODEL**

**One Earth One Home is a short digital movement.**



10 WEEKS OF ENGAGING ACTIVITIES



REQUIRES ONLY 30 MINS PER WEEK



ONE EARTH ONE HOME  
THE JOURNEY






ONE EARTH ONE HOME  
**THE JOURNEY**

CONDUCT A  
PRE-SURVEY  
OF STUDENTS

**5<sup>th</sup> SEPTEMBER–  
14<sup>th</sup> SEPTEMBER 2020**

*\*The link will be closed post 14<sup>th</sup> September 2020*

[LINK](#)





ONE EARTH ONE HOME  
**THE JOURNEY**

**STEP 1**



## SEEK & FIND

In this the children will discover and explore nature in their homes from the windows to the balconies.

**14<sup>TH</sup> SEPTEMBER–  
28<sup>TH</sup> SEPTEMBER 2020**





# CLASS 1 & 2

SEEK AND FIND CONTAINS 3 WORKSHEETS AND 3 VIDEOS



To access the resources on the DIKSHA portal click below



VIDEO V1A



WORKSHEET W1A



VIDEO V1B JUNIOR




WORKSHEET W1B



VIDEO V1C



WORKSHEET W1C



**Nature Nature Everywhere!**

The children will explore nature visually with a virtual walk by watching this video

**My Nature Journal**

The children will create a nature journal and draw all the plants and animals they saw during the virtual walk.

**Nature Friends**

A visual story about plants and animals in and around the house

**Be a Nature Detective!**

The children will find animals that they can see in or around their houses.

**Nature and Nation**

The children will watch the video to know more about plants & animals of India and their state.

**My State Plant and Animal**

The children will draw their state animal and plant.










# CLASS 3,4 & 5

## SEEK AND FIND CONTAINS 3 WORKSHEETS AND 3 VIDEOS



To access the resources on the DIKSHA portal click on the image below



-  VIDEO V1A
-  WORKSHEET W1A
-  VIDEO V1B JUNIOR
-  WORKSHEET W1B
-  VIDEO V1C
-  WORKSHEET W1C



<b>Nature Nature Everywhere!</b>	The children will explore nature visually with a virtual walk by watching this video
<b>My Nature Journal</b>	The children will create a nature journal and draw all the plants and animals they saw during the virtual walk.
<b>Nature Friends</b>	A visual story about plants and animals in and around the house
<b>Be a Nature Detective!</b>	The children will find animals that they can see in or around their houses.
<b>Nature and Nation</b>	The children will watch the video to know more about plants & animals of India and their state.
<b>My State Plant and Animal</b>	The children will draw their state animal and plant.










# CLASS 6,7 & 8

SEEK AND FIND CONTAINS 4 WORKSHEETS AND 3 VIDEOS



To access the resources on the DIKSHA portal click on the image below



-  VIDEO V1A
-  WORKSHEET W1A
-  VIDEO V1B SENIOR
-  WORKSHEET W1B
-  WORKSHEET W1C
-  VIDEO V1C
-  WORKSHEET W1D



<b>Nature Nature Everywhere!</b>	The children will explore nature visually with a virtual walk by watching this video
<b>My Nature Journal</b>	The children will create a nature journal and draw all the plants and animals they saw during the virtual walk.
<b>Nature Friends</b>	A visual story about plants and animals in and around the house
<b>Be a Nature Detective!</b>	The children will find animals that they can see in or around their houses.
<b>Keen Observer</b>	The Children will observe and draw the small or big plant, animal, bird or insect and label its parts.
<b>Nature and Nation</b>	The children will watch the video to know more about plants & animals of India and their state.
<b>My State and its biodiversity</b>	The children will draw their state animal and plant.



**REPORT  
BACK**

After the students have completed Step 1 of the One Earth One Home Programme, please share their successes with us.

Upload a picture of the drawing of a flower or small plant made by anyone of your student in Worksheet W1B.

Send it to the link provided to you

[LINK](#)



ONE EARTH ONE HOME  
**THE JOURNEY**



## LOOK & LEARN

In this step the children will conduct audits and adopt greener habits.

**28<sup>TH</sup> SEPTEMBER -  
8<sup>TH</sup> OCTOBER 2020**






# CLASS 1 & 2

SEEK AND FIND CONTAINS 3 WORKSHEETS AND 1 VIDEO



**VIDEO  
V2A**



**WORKSHEET  
W2A**



**WORKSHEET  
W2B**



**WORKSHEET  
W2C**



To access the resources on the DIKSHA portal click on the image below



<b>Our Choices Matter</b>	The children will watch a photo story of a house which is simple, well designed and cares for the planet.
<b>My Habit Checklist</b>	The Children will check their habits from the chart and count if they have got more handprints or footprints.
<b>Is my home an Eco-friendly Home?</b>	The children will find out how eco-friendly is their home.
<b>Family Meeting</b>	The children will discuss their findings and draw the things that their family will do to become a more eco-friendly home.



# CLASS 3,4 & 5

SEEK AND FIND CONTAINS 3 WORKSHEETS AND 1 VIDEO



**VIDEO  
V2A**




**WORKSHEET  
W2A**



**WORKSHEET  
W2B**



**WORKSHEET  
W2C**



To access the resources on the DIKSHA portal click on the image below



**Our Choices Matter**

The children will watch a visual story of a house which is simple, well designed and cares for the planet.

**My Habit Checklist**

The Children will check their habits from the chart and count if they have got more handprints or footprints.

**Is my home an Eco-friendly Home?**

The children will find out how eco-friendly is their home.

**Family Meeting**

The children will discuss their findings and draw the things that their family will do to become a more eco-friendly home.




# CLASS 6,7 & 8

SEEK AND FIND CONTAINS 3 WORKSHEETS AND 1 VIDEO



**VIDEO  
V2A**




**WORKSHEET  
W2A**



**WORKSHEET  
W2B**



**WORKSHEET  
W2C**



To access the resources on the DIKSHA portal click on the image below



**Our Choices Matter**

The children will watch a visual story of a house which is simple, well designed and cares for the planet.

**My Habit Checklist**

The Children will check their habits from the chart and count if they have got more handprints or footprints.

**Is my home an Eco-friendly Home?**

The children will find out how eco-friendly is their home.

**Family Meeting**

The children will discuss their findings and draw the things that their family will do to become a more eco-friendly home.



**REPORT  
BACK**

After the students have completed Step 2 of the One Earth One Home Programme, please share their successes with us.

Upload a picture of the family meeting worksheet completed by any one of your student in Worksheet W1C.

Send it to the link provided to you

[LINK](#)





ONE EARTH ONE HOME  
**THE JOURNEY**



## DISCUSS AND DO

In this step the children will build a greener home with family and friends.

**8<sup>th</sup> NOVEMBER–  
30<sup>th</sup> NOVEMBER 2020**





# CLASS 1 & 2

## DISCUSS AND DO CONTAINS 3 WORKSHEETS AND 2 VIDEOS



To access the resources on the DIKSHA portal click on the image below



**VIDEO V3A**



**WORKSHEET W3A**



**VIDEO V3B**



**WORKSHEET W3B**



**WORKSHEET W3C**



**Sow, Make, Grow !**

The children will learn how to grow a plant at home with this video

**My Little Garden**

The children will first discuss and then grow a plant with their family.

**Let's talk rubbish!**

The children will learn how to create less waste and segregate their waste through this video

**I am Responsible**

The children will list down different kinds of waste produced in through houses and divide them into dry waste and wet waste.

**Let's Make our Home A Green Home**

The children and their families will watch the habits for a week.



# CLASS 3,4 & 5

DISCUSS AND DO CONTAINS 4 WORKSHEETS AND 3 VIDEOS



To access the resources on the DIKSHA portal click on the image below



**VIDEO V3A**



**WORKSHEET W3A**



**VIDEO V3B**



**WORKSHEET W3B**



**VIDEO V3C**



**WORKSHEET W3C**



**WORKSHEET W3D**



**Sow, Make, Grow !**

The children will learn how to grow a plant at home with this video.

**My Little Garden**

The children will first discuss and then grow a plant with their family.

**Let's talk rubbish!**

The children will learn how to create less waste and segregate their waste through this video

**I am Responsible**

The children will list down different kinds of waste produced in through houses and divide them into dry waste and wet waste.

**Nature Recyclers**

The children will learn about composting and how they can do it at home.

**Magic in my Backyard**

The children will watch the habits of the family for a week.

**Let's Make our Home A Green Home**

The children and their families will watch the habits for a week.



# CLASS 6,7 & 8

DISCUSS AND DO CONTAINS 3 WORKSHEETS AND 3 VIDEOS



To access the resources on the DIKSHA portal click on the image below



**VIDEO V3A**



**WORKSHEET W3A**



**VIDEO V3B**



**WORKSHEET W3B**



**VIDEO V3C**



**WORKSHEET W3C**



**WORKSHEET W3D**



**Sow, Make, Grow !**

The children will learn how to grow a plant at home with this video.

**My Little Garden**

The children will first discuss and then grow a plant with their family.

**Let's talk rubbish!**

The children will learn how to create less waste and segregate their waste through this video

**I am Responsible**

The children will list down different kinds of waste produced in through houses and divide them into dry waste and wet waste.

**Nature Recyclers**

The children will learn about composting and how they can do it at home.

**Magic in my Backyard**

The children will watch the habits of the family for a week.

**Let's Make our Home - A Green Home**

The children and their families will watch the habits for a week.

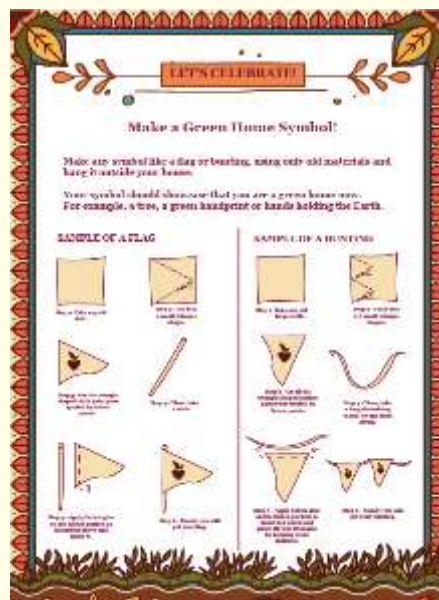


To access the resources on the DIKSHA portal click on the image below



## LET'S CELEBRATE

The children will now make a symbol from old material and fix it outside their homes to showcase that they are now a green home.



## GREEN FAMILY PLEDGE!

The children and their families will now write things they will always continue to do as a family. They will all sign a pledge and display it in their homes.





**REPORT  
BACK**

After the students have completed Step 3 of the One Earth One Home Programme, please share their successes with us.

Upload a picture of the family habit chart completed by any one of your student in Worksheet W3C.

Send it to the link provided to you

[LINK](#)



ONE EARTH ONE HOME  
**THE JOURNEY**

CONDUCT A  
POST-SURVEY  
OF STUDENTS

**30<sup>th</sup> NOVEMBER –  
10<sup>th</sup> DECEMBER 2020**

*\*The link will be closed post 10th December 2020*

LINK WILL BE UPDATED SOON





ONE EARTH ONE HOME  
LINKS

Please select the image/text to access the resources of One Earth One Home



**Diksha Platform**



**Education Departments  
Website**



**Facebook group**

[HINDI](#)

[ENGLISH](#)



**WWF India's  
Webpage**





**50**  
**YEARS IN INDIA**